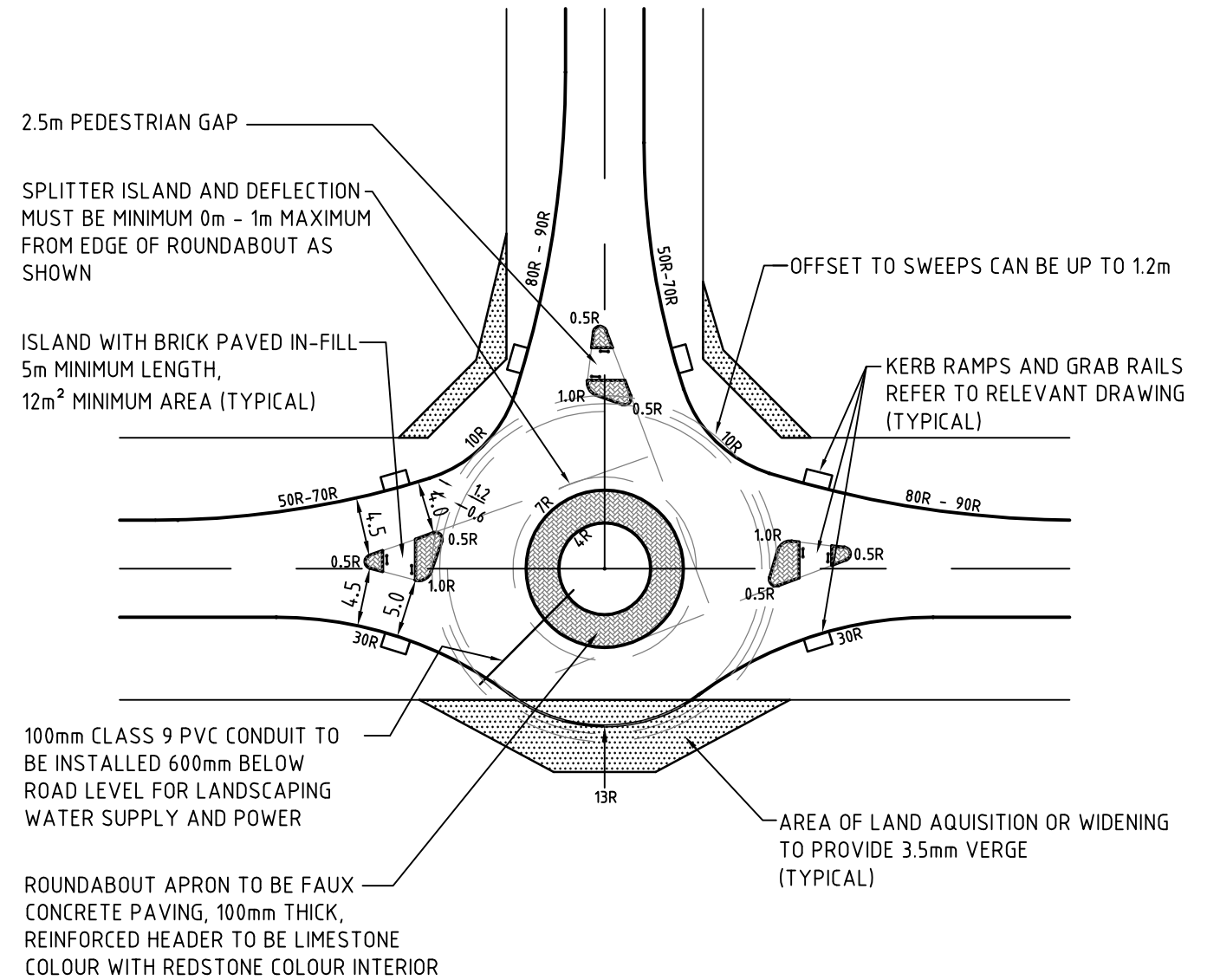
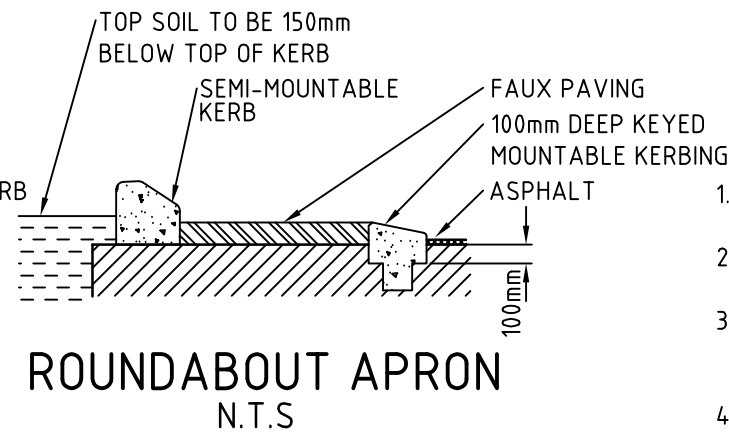



TYPICAL RESIDENTIAL ROUNDABOUT
SCALE 1:500



TYPICAL RESIDENTIAL ROUNDABOUT ON BUS ROUTE
SCALE 1:500



NOTES:

1. ROUNDABOUT DESIGN TO BE SIZED TO ACCOMODATE CURRENT TRANSPERTH BUS TURNING PATHS WITH GENERAL MINIMUM AS SHOWN ABOVE
2. NO PORTION OF THE BUS TURNING PATH IS TO OVERHANG THE PROPOSED ROUNDABOUT, EDGE SWEEPS OR SPLITTER ISLANDS AS PER TRANSPERTH REQUIREMENTS
3. DESIGNER TO ENSURE THAT THERE IS ADQUATE COMPROMISE BETWEEN BUS TURNING PATH ACCOMODATION AND SMALLER VEHICLES, ENSURING CORRECT DESIGN SPEED THROUGH THE PROPOSED ROUNDABOUT
4. A LANDSCAPE PLAN FOR ALL PROPOSED WORKS IS TO BE SUBMITTED TO THE CITY'S PARKS AND ENVIRONMENTAL OPERATIONS FOR APPROVAL
5. ALL LANDSCAPE WORKS ARE TO MAINTAIN SIGHLINES WITH A MAXIMUM HEIGHT OF 600mm.

AMENDMENTS	REVISION	DATE	DESCRIPTION	BY	CHECKED	APPROVED
	D	20/11/09	UPDATE TITLE	YS		
	C	26/5/06	ROUNDABOUT ON BUS ROUTE MODIFIED	MJJ		
	B	12/8/05	PAVING AND KERB TYPES AMENDED	MJJ		

GENERAL NOTES

1. THIS DRAWINGS ALWAYS REMAINS THE PROPERTY OF THE CITY OF GOSNELLS AND MUST NOT BE RETAINED OR REPRODUCED WITHOUT PERMISSION
2. IN THE ABSENCE OF THE APPROVED SIGNATURE (ie MANAGER TECHNICAL SERVICES) THIS DRAWING SHALL BE TREATED AS PRELIMINARY
3. ALL DIMENSIONS ARE IN MILLIMETRES UNLESS NOTED OTHERWISE

CITY of GOSNELLS

2120 Albany Highway Gosnells 6110
PO Box 662, GOSNELLS 6990
WESTERN AUSTRALIA

Telephone 08 9391 3222
Facsimile 08 9398 2922
Online www.gosnells.wa.gov.au

STANDARD DRAWING		
TYPICAL ROUNDABOUT DETAILS		
DESIGN	DRAWN	DRAWING A3
SCALE N.T.S.	CHECKED	DATE 15/07/03

STANDARD DRAWING NUMBER
ES-36

MANAGER TECHNICAL SERVICES
M. Botte
M. BOTTE