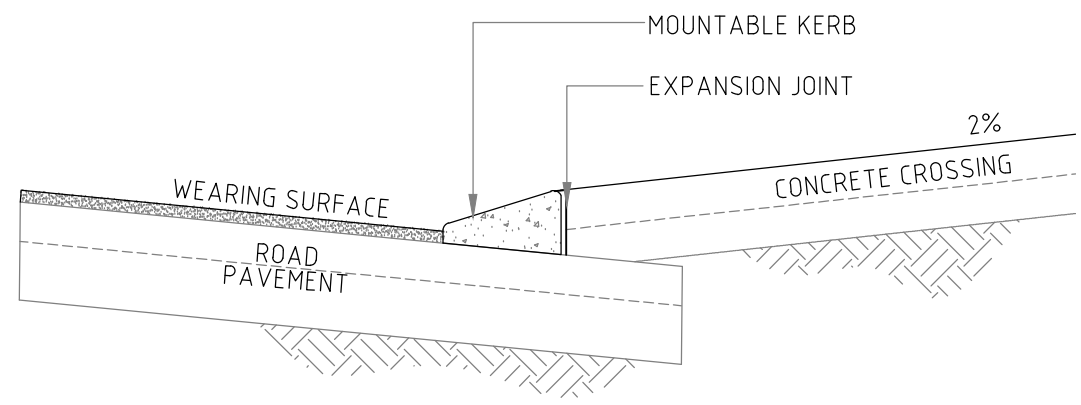
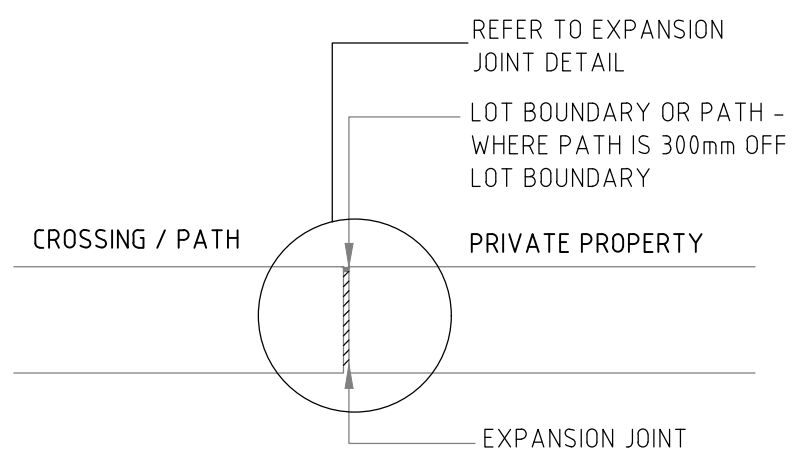


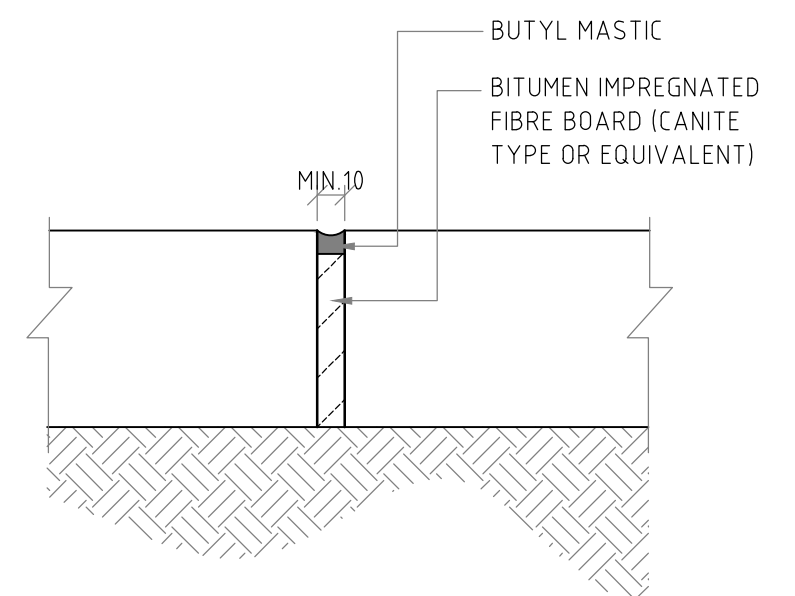
PLAN
SCALE 1:50



SECTION A-A
N.T.S



SECTION B-B
SCALE 1:20



EXPANSION JOINT DETAIL
SCALE 1:4

NOTES:

1. EXPANSION JOINTS TO BE FULL THICKNESS OF THE CONCRETE
2. EXPANSION JOINTS MUST BE PROVIDED AT THE REAR OF THE KERB (SECTION "A-A"), AT ANY JOINS WITH A PATH AND AT THE LOT BOUNDARY (SECTION "B-B")
3. CONTRACTION JOINTS TO BE GROOVED OR SAW CUT
4. MAXIMUM SPACING BETWEEN CONTRACTION JOINTS TO BE 2000mm
5. RESIDENTIAL AND RURAL CROSSINGS TO BE MINIMUM OF 3000mm AND MAXIMUM OF 6000mm WIDE AT LOT BOUNDARY
6. WHEN CROSSING IS 6000mm WIDE AT THE LOT BOUNDARY, WINGS AT KERB LINE ARE OPTIONAL
7. RESIDENTIAL CROSSINGS SHALL BE MINIMUM 100mm THICK, 32MPa COMPRESSIVE STRENGTH
8. COMMERCIAL/INDUSTRIAL CROSSINGS TO BE MINIMUM 6000mm AND MAXIMUM OF 10000mm WIDE AT LOT BOUNDARY
9. COMMERCIAL/INDUSTRIAL CROSSINGS SHALL BE MINIMUM 150mm THICK, 32MPa COMPRESSIVE STRENGTH WITH F82 REINFORCEMENT MESH. MESH TO BE LOCATED CENTRALLY WITHIN DEPTH OF CONCRETE
10. COMMERCIAL/INDUSTRIAL CROSSINGS SHALL BE DESIGNED TO MEET THE REQUIREMENTS OF TRAFFIC LOADS AND SUITABLE ACCESS
11. EXISTING PATH(S) TO BE RETAINED, UNLESS DAMAGED, HAVE TRIP HAZARDS, SUBSTANDARD GRADES OR CONCRETE THICKNESS <100mm - CONTACT THE CITY-PHONE 9492 0111
12. ANY EXISTING SECTIONS OF BARRIER/SEMI-MOUNTABLE KERB WITHIN THE CROSSING/ ROAD INTERFACE ARE TO BE REPLACED WITH MOUNTABLE KERB
13. TRANSITION FROM BARRIER/SEMI MOUNTABLE KERB TO MOUNTABLE KERB OVER A MINIMUM OF 700mm OUTSIDE EACH CROSSOVER WING OR THE CROSSOVER IF NO WINGS ARE INSTALLED.
14. THIS DRAWING IS TO BE READ IN CONJUNCTION WITH THE CROSSING SPECIFICATIONS

AMENDMENTS	REVISION	DATE	DESCRIPTION	BY	CHECKED	APPROVED
	13	12/06/2024	CROSSING DETAILS AND DIMENSIONS AMENDED	TP		

GENERAL NOTES

1. THIS DRAWINGS ALWAYS REMAINS THE PROPERTY OF THE CITY OF GOSNELLS AND MUST NOT BE RETAINED OR REPRODUCED WITHOUT PERMISSION
2. IN THE ABSENCE OF THE APPROVED SIGNATURE (ie MANAGER TECHNICAL SERVICES) THIS DRAWING SHALL BE TREATED AS PRELIMINARY
3. ALL DIMENSIONS ARE IN MILLIMETRES UNLESS NOTED OTHERWISE

CITY OF GOSNELLS

2120 Albany Highway Gosnells 6110
PO Box 662, GOSNELLS 6990
WESTERN AUSTRALIA

Telephone 08 9397 3000
Facsimile 08 9397 3333
Online www.gosnells.wa.gov.au

STANDARD DRAWING		
CROSSING - CONCRETE		
ADJACENT TO BARRIER/ SEMI-MOUNTABLE & MOUNTABLE KERB		
DESIGN	DRAWN	DRAWING A3
SCALE AS SHOWN	CHECKED MB	DATE 19/12/07

STANDARD DRAWING NUMBER
ES-2-1

CHIEF ENGINEER
S. ASMUS 14/12/21
S. ASMUS

S:\STANDARD DRAWINGS\CROSSING\120624\ES-2-1 CROSSING-CONCRETE-WITH KERB-CURRENT.DWG 25/07/2024 2:44:28 PM