

ABS Counts of Australian Businesses

Data as June 2024 – released December 2024*

City of Gosnells

	Non employing	1-4 Employees	5-19 Employees	20-199 Employees	200+ Employees	Total
Agriculture, Forestry and Fishing	61	14	4	0	0	81
Mining	16	6	0	0	0	25
Manufacturing	209	100	56	19	0	384
Electricity, Gas, Water and Waste Services	18	8	4	3	0	32
Construction	1188	416	76	23	0	1703
Wholesale Trade	152	79	39	13	3	284
Retail Trade	281	155	88	15	0	539
Accommodation and Food Services	138	135	104	26	3	404
Transport, Postal and Warehousing	2476	207	31	11	0	2725
Information Media and Telecommunications	30	14	0	0	0	46
Financial and Insurance Services	157	45	12	0	0	215
Rental, Hiring and Real Estate Services	504	68	16	3	0	590
Professional, Scientific and Technical Services	459	269	41	8	0	777
Administrative and Support Services	425	124	33	16	0	598
Public Administration and Safety	24	9	3	0	0	38
Education and Training	53	24	16	6	0	99
Health Care and Social Assistance	300	142	79	22	3	544
Arts and Recreation Services	51	21	10	0	0	83
Other Services	386	216	55	6	0	663
Currently Unknown	6	0	0	0	0	7
Total	6934	2052	672	176	3	9837


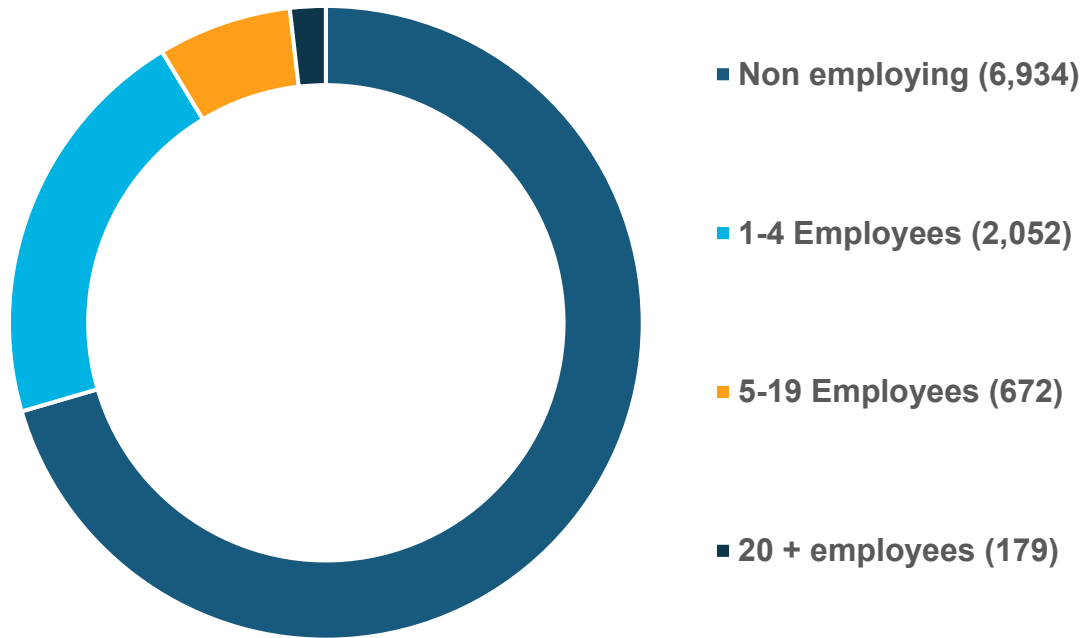
* <https://www.abs.gov.au/methodologies/data-region-methodology/2011-24>

These totals have been subject to perturbation as per the ABS' methodology (allowing for confidentiality)

City of Gosnells business landscape



Total businesses 9,837*



Small Business
Development Corporation

Turn to us.

8165.0 Counts of Australian Businesses, including Entries and Exits, June 2020 to June 2024.
Released 17 December 2024.

Business by local government area by Industry Division by Annualised Employment Size
Ranges, June 2024 (a) (b).

^These totals have been subject to perturbation as per the ABS' methodology (allowing for confidentiality)

Small business represents 98% of Gosnells' business mix



9,658

Small businesses

2% medium/large businesses

6,934

Sole traders

2,724

Employing 1-19 FTE

Gosnells' top four small business categories



Transport, Postal and Warehousing

2,476 (no employees)

238 (1-19 employees)



Construction

1,188 (no employees)

492 (1-19 employees)



Professional, Scientific and Technical Services

459 (no employees)

310 (1-19 employees)



Other Services (refer to next slide)

386 (no employees)

271 (1-19 employees)



ABS Australian and New Zealand Standard Industrial Classification for “Other Services”



The Other Services Division includes a broad range of personal services; religious, civic, professional and other interest group services; selected repair and maintenance activities; and private households employing staff. Units in this division are mainly engaged in providing a range of personal care services, such as hair, beauty, diet and weight management services; providing death care services; promoting or administering religious events or activities; or promoting and defending the interests of their members.

Also included are units mainly engaged in repairing and/or maintaining equipment and machinery (except ships, boats, aircraft, or railway rolling stock) or other items (except buildings); as well as units of private households that engage in employing workers on or about the premises in activities primarily concerned with the operation of households.

The Other Services Division excludes units mainly engaged in providing buildings or dwellings repair and maintenance services (included in the Construction or Administrative and Support Services Divisions as appropriate), and units mainly engaged in providing repair and maintenance services of books, ships, boats, aircraft or railway rolling stock (included in the Manufacturing Division).


This division contains the following ANZSIC subdivisions:

Subcategories

[94 Repair and Maintenance](#)

[95 Personal and Other Services](#)

[96 Private Households Employing Staff and Undifferentiated Goods- and Service-Producing Activities of Households for Own Use](#)



Small Business
Development Corporation

Turn to us.

8165.0 Counts of Australian Businesses, including Entries and Exits, June 2020 to June 2024.

Released 17 December 24.

Business by local government area by Industry Division by Annualised Employment Size Ranges, June 2024 (a) (b).

^These totals have been subject to perturbation as per the ABS' methodology (allowing for confidentiality)



GOVERNMENT OF
WESTERN AUSTRALIA

**Small Business
Development Corporation**

Turn to us.